


Name _____
Class/Lab _____

Marine Ecology Project



Introduction


Today, you will have the opportunity to see some of the most spectacular habitats in the world. We will observe marine mammals, birds, and other aquatic life. This worksheet is designed to help you understand how living organisms survive in ocean environments by using different adaptations. You will find answers to the questions throughout the day by listening to our captain, your biology instructor and your classmates. Please remember, if you work in groups, **USE YOUR OWN WORDS!** If you have any questions, concerns, problems or just don't understand the question please ask Dr. Joe for help. Have fun.

Marine Environments

1. Kelp beds are found near the shoreline and not in the middle of the ocean. Why?

Birds

2. What is DDT and how did it affect the Brown Pelican.



3. Humans are afraid of double chins. Why do pelicans have a huge chin?
4. Note the red spot on the beak of the sea gull. How does the red spot allow for the survival of baby sea gulls?

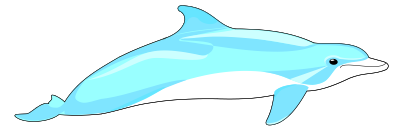
Pinnipeds

5. What is/are the difference(s) between a seal and a sea lion?



Dolphins & Porpoises

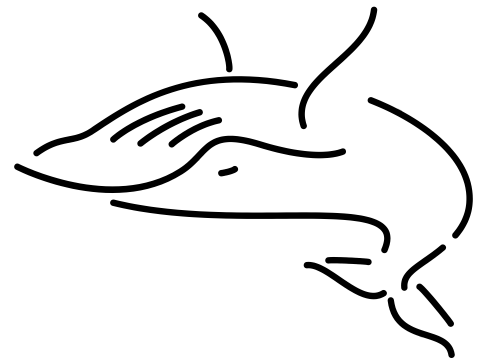
6. Explain echolocation.



Whales

7. How are fish and whales different with regards to:

- Body temperature
- Tail fin vs. fluke movement
- Respiration
- Feeding their young



8. What are plankton and krill? Why are they so important to the ocean ecosystem?

9. Grey and Humpback Whales are examples baleen whales. Describe how baleen whales eat.

10. Describe the migratory patterns common whales found off the coast of California.

11. Why do they migrate during specific times of the year?

And finally...

12. What was the neatest thing you learned today?